


Data Sheet

# FHM-C1, FHM-C2

## Mixing Shunts for Floor Heating

Application



The Danfoss compact mixing shunts are used for regulation of flow and supply temperature in hydronic floor heating systems.

The compact, flexible design allows mounting the mixing shunt directly to the manifold on both left and right side, with the primary pipe connection from the side or below.

A self-acting proportional regulator is used to regulate the supply temperature. The regulator ensures that the desired supply temperature to the underfloor heating system always remains constant.

A built-in check valve ensures correct flow direction. An air-vent on top and a thermometer completes the mixing shunt. An optional thermostat protects the floor against too high temperatures.

FHM-C1, FHM-C2 are equipped with a low-energy, variable speed pump (Grundfos UPM3 Auto).

The FHM-C1 and FHM-C2 compact mixing shunts can be mounted directly to the Danfoss manifold system without the use of special equipment.

By using Danfoss floor heating controls all expectations of a professional floor heating system are fulfilled.

Should water treatment be used it is essential that dosing instructions of the manufacturer are strictly observed. It is recommended that formulations containing mineral oil are avoided.

Ordering

Product	Max. effect at sec. $\Delta t = 5K$	Max. effect at sec. $\Delta t = 10K$ <sup>1)</sup>	Pump type, Grundfos	Code no.
FHM-C1	7 kW	15 kW	UPM3 Auto 15-70	<b>088U0094</b>
FHM-C2 (without FTC)	7 kW	15 kW	UPM3 Auto 15-70	<b>088U0092</b>

<sup>1)</sup> Max. effect at  $\Delta t = 30K$  in primary (70/40) and  $\Delta t = 5K$  (10K) in secondary line with heatloss 50 W/m<sup>2</sup>.

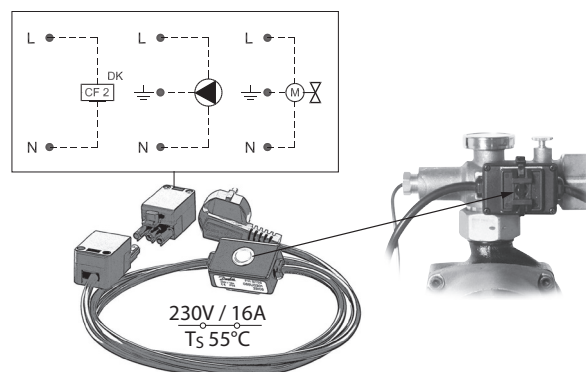
Accessories

Product	Type	Code no.
Thermometer 0 °C to 60 °C, Ø 35 mm	FHD-T	<b>088U0029</b>
Safety thermostat	FH-ST55	<b>088U0301</b>
Temperature controller, 15 °C to 50 °C	FTC	<b>013G5081</b>
Measuring set for needles	FHM-MS	<b>088U0304</b>
Angle fittings (set of 2 pcs.)	FHM-AF	<b>088U0305</b>
Insulation capsule for UPM3 pump		<b>088U0075</b>

Technical specifications

Supply voltage	230 V AC
Primary connection	½" (DN15)
Max. differential pressure with Danfoss Floor Heating manifolds	0,6 bar
Max. working pressure	PN10
Max. flow temperature	90 °C
FTC flow temperature control	18 °C to 50 °C
FH-DT supply flow thermometer	0 °C to 60 °C
Integrated check valve	POM / Stainless steel
Body, unions and other metal parts	Brass / Stainless steel
O-rings and seals	EPDM
Weight	approx. 3,5 kg to 4 kg (depending on model)

FH-ST55  
Safety thermostat



Electrical connection

The FH-ST safety thermostat is fixed on the tube and protects floor and system against too high temperatures, especially important for wooden floors. The FH-ST thermostat switches off the power supply of the floor heating base unit, when the temperature reaches 55 °C.

By switching off the power supply of the floor heating base unit, the actuators (NC) will close

automatically and the floor heating system is protected.

The FH-ST55 can also be connected to a pump or a zone valve.

*Note! The electrical installation must be carried out by an authorized installer only (230 V DC).*

<b>Code no.</b>	<b>088U0301</b>
Shut-off temperature	55 °C
Switch difference	4 K
Classification	IP 40 (mounted)

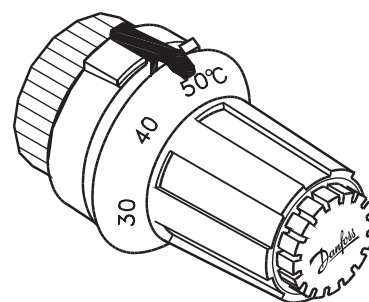
**FTC  
Temperature controller**

FTC is a self-acting thermostatic sensor used for flow temperature control of floor heating.

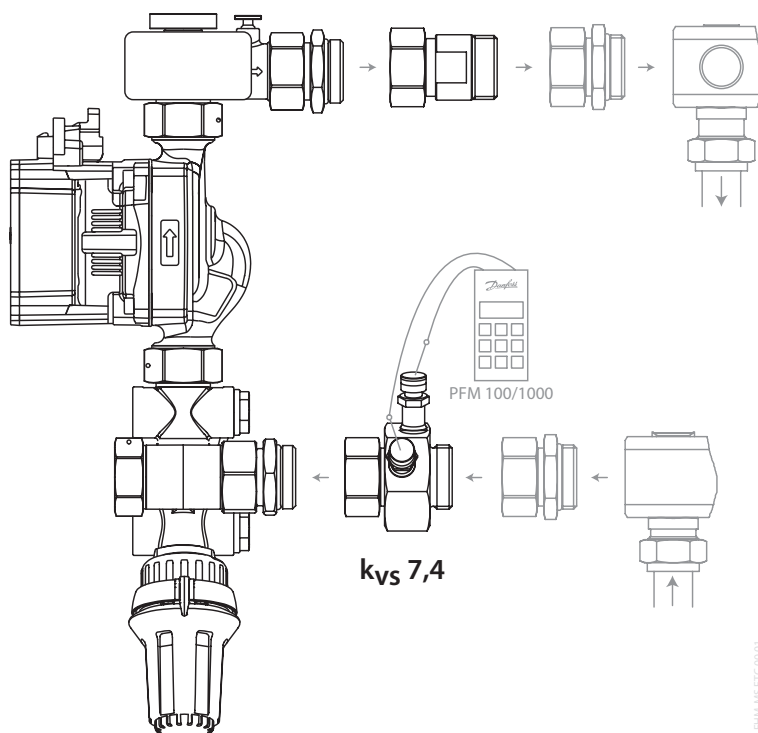
The water temperature is measured by a surface sensor. The snap-lock connector of the sensor element secures a firm connection to the valve.

**Features:**

- Closes on rising sensor temperature.
- Temperature range: 15 °C to 50 °C



**FHM-MS  
Measuring set**



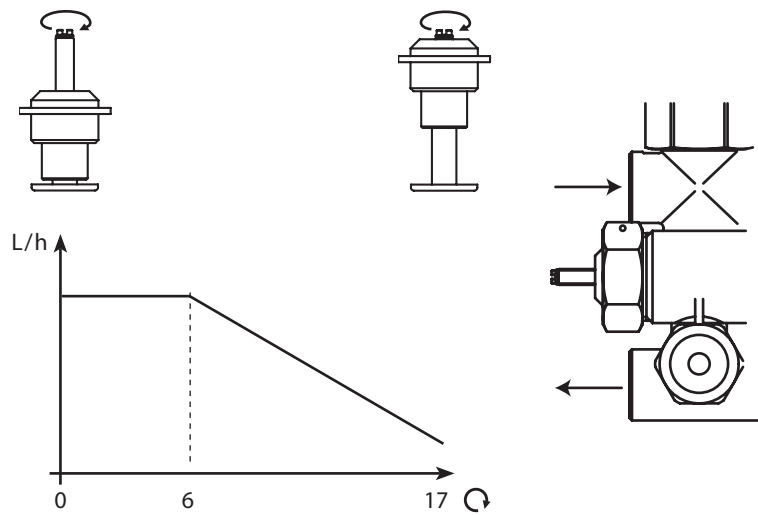
FHM-MS measuring set

The flow running through the FHM-MS (fixed orifice) can be measured by using the Danfoss measuring instruments PFM 100/1000 or other brands of measuring equipment.

The value of the fixed orifice ( $k_{vs} 7,4$ ) and the differential pressure will be used in the measuring equipment to define the flow. Measuring on a fixed orifice valve is very fast and easy.

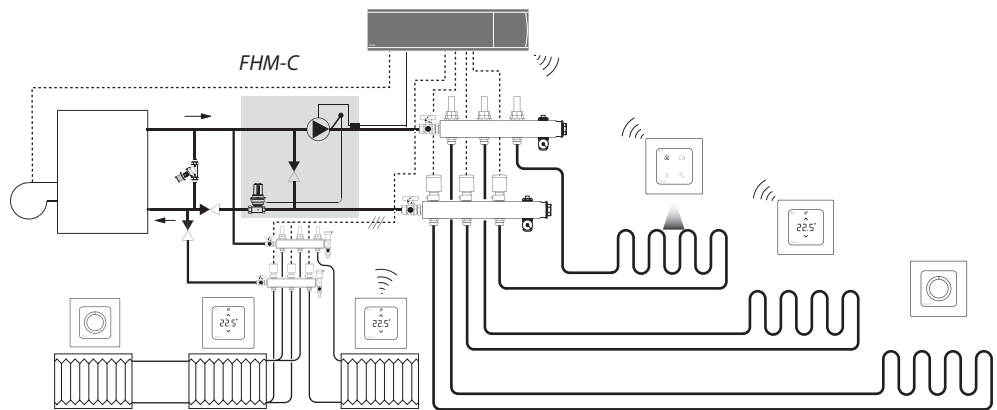
The FHM-MS valve is supplied with two measuring nipples for 3 mm needles. The measuring nipples are placed across a fixed orifice and the differential pressure can be measured across this orifice.

**FHM-FL**  
Flow limiter

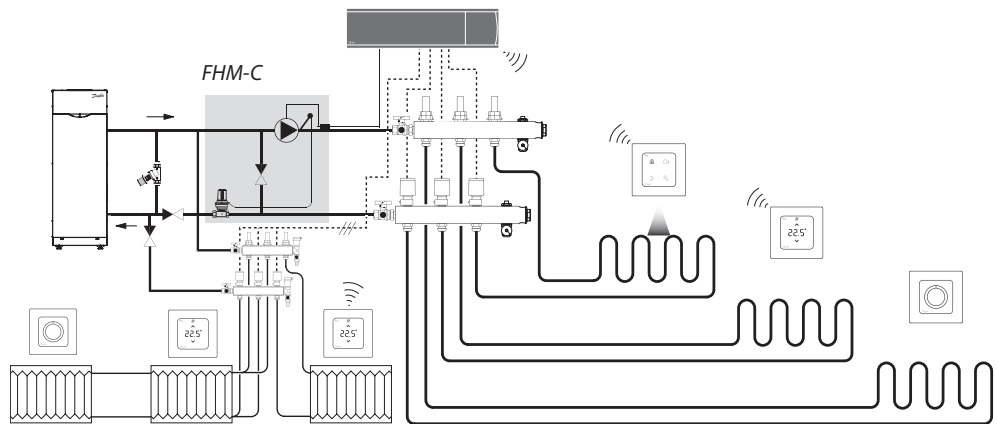


FHM-FL flow limiter

**System**

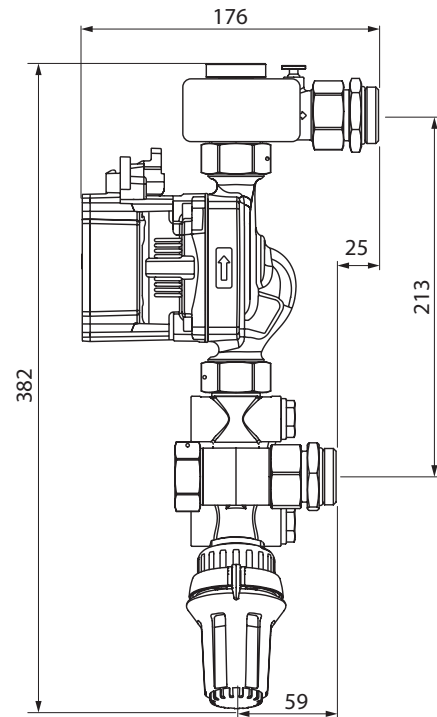
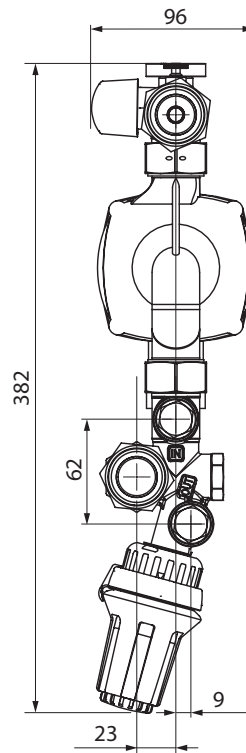


Combined floor heating system with boiler

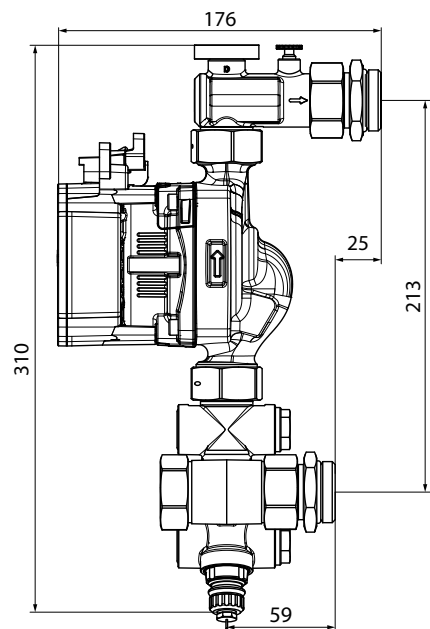
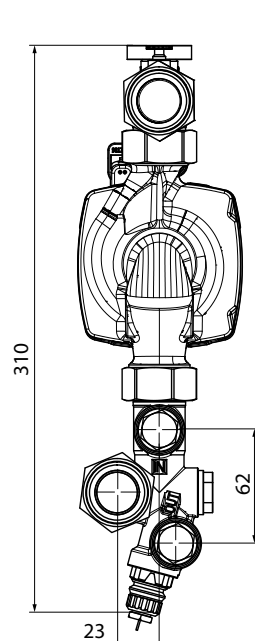


Combined floor heating system with heat pump

**Dimensions**



FHM-C1



FHM-C2

**Danfoss A/S**

Heating Segment • heating.danfoss.com • +45 7488 2222 • E-Mail: heating@danfoss.com

Danfoss can accept no responsibility for possible errors in catalogues, brochures and other printed material. Danfoss reserves the right to alter its products without notice. This also applies to products already on order provided that such alterations can be made without subsequential changes being necessary in specifications already agreed. All trademarks in this material are property of the respective companies. Danfoss and all Danfoss logotypes are trademarks of Danfoss A/S. All rights reserved.