

Data Sheet

Danfoss *Icon*™ Display

- Room Thermostat, 230 V

Description



Danfoss *Icon*™ Display 088U1010



Danfoss *Icon*™ Display 088U1015

Danfoss *Icon*™ is a range of flush and surface mounted room thermostats for hydronic floor heating applications.

Danfoss *Icon*™ Display is mains powered and can be used as a stand-alone thermostat or in combination with wiring center 088H001601.

The thermostat uses a triac output and can control up to 5 thermal actuators.

The user can set the desired room temperature via the touch user interface and read the measured room temperature.

The thermostat uses a “touch on glass” interface with a shine through display. The display is “OFF” in normal operation.

Features

- Accurate PWM-control
- Inwall version compatible with 3’rd party wall frames
- Shine through display
- Range limitation via user menu
- Neutral design and simple user interface
- Frost protection setting
- Can be used with 230 V NC or NO actuators
- The thermostat can be optimized for different heatsources via service menu
- Valve exercise feature
- Very high UV-resistance


Ordering

Product	Version	Size	For junction box	Code no.
Danfoss <i>Icon</i> ™ Display	In-wall	80 x 80 mm	Euro, Ø68 mm	088U1010
Danfoss <i>Icon</i> ™ Display	In-wall	86 x 86 mm	Square, 70x70 mm	088U1011
Danfoss <i>Icon</i> ™ Display	In-wall	88 x 88 mm	Swiss type	088U1012
Danfoss <i>Icon</i> ™ Display	On-wall	86 x 86 mm	N.A.	088U1015

Accessories

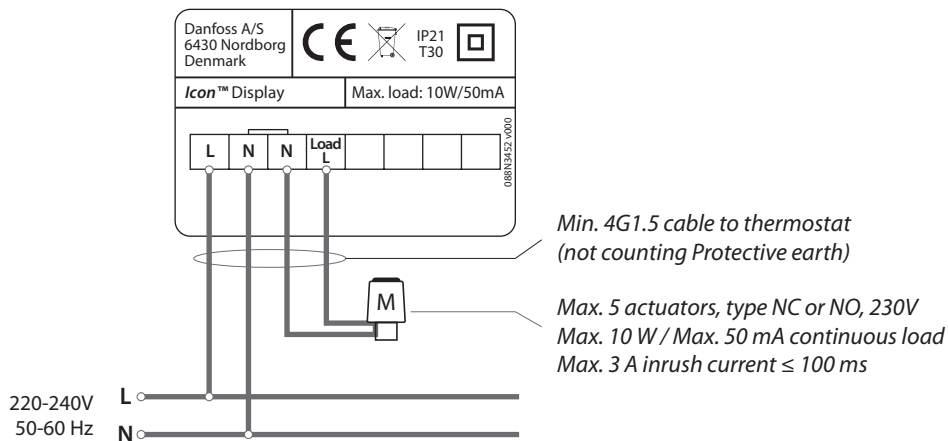
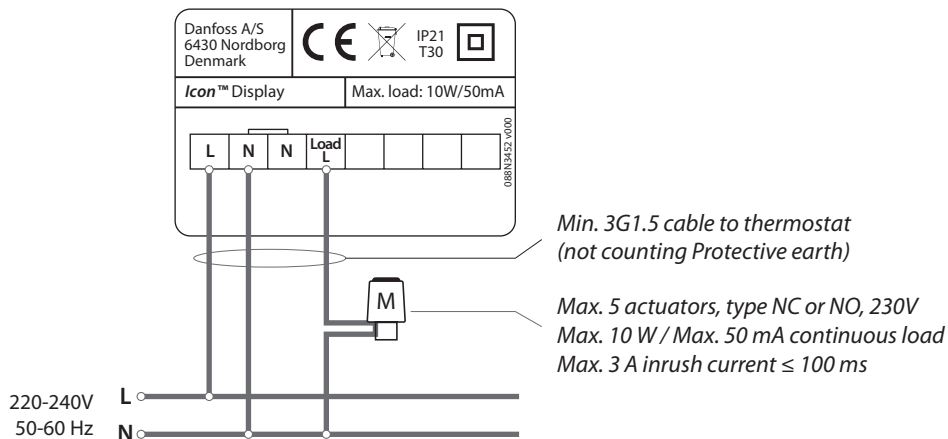
Product	Description	Code no.
Danfoss FH-WC, 230V	Wiring center, 8 channels, up to 16 outputs	088H001601

Technical specifications

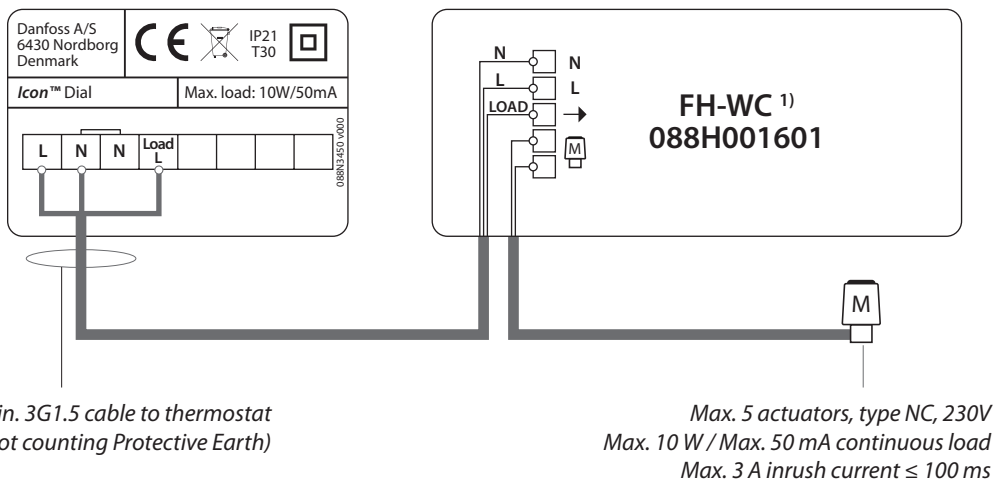
Type	Electronic thermostat with touch user interface
User interface	Capacitive touch and shine through display
User interface features	Heating icon, arrow up/down, confirm key, back key
Display type	Hybrid: red single LED's and custom segment
Display features	Switches OFF after 10 sec. with no interaction
Temperature setting range	5 - 35° C (frost protection setting = 5° C)
Ambient temperature, storage	-20 to 60° C
Ambient temperature, used in application	0 to + 40° C
Controller, type	Adjustable Pulse Width Modulation
Max. continuous load (output)	< 50 mA /10 W (= 5 pcs. Danfoss TWA actuators)
Max. inrush current (actuator)	3 A ≤ 100 ms
Power consumption	0.2 W
Power supply (excl. actuators)	220-240 V, 50/60 Hz
Sensor, room	47 kΩ NTC
Shell material	White parts: PC ASA Grey parts: PC, 10% glass
IP and Protection class	IP: 21 Protection class: II
ErP class	 (2%)
Approval	CE, RohS, WEEE
Colour	White RAL9010 / Dark Grey RAL7024
Dimensions, in-wall versions	80 x 80 x 11 mm (088U1010) 86 x 86 x 11 mm (088U1011) 88 x 88 x 13 mm (088U1012)
Dimensions, on-wall version	86 x 86 x 25 mm (088U1015)

Application examples

Wiring without wiring center, neutral wire from main installation

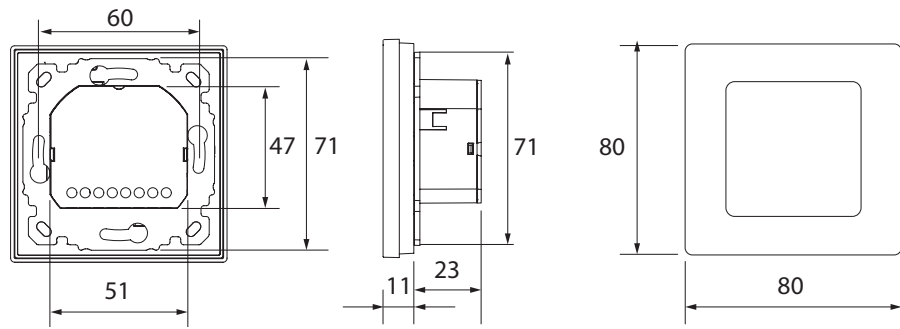


Wiring with wiring center

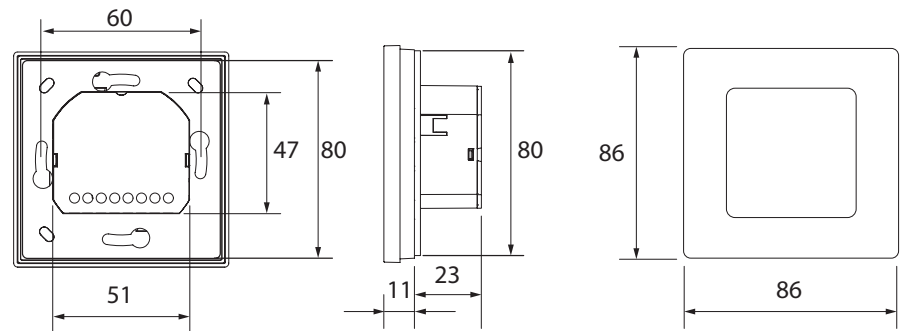


¹⁾ **Note!** Wiring center FH-WC 088H001601 only supports NC actuators.

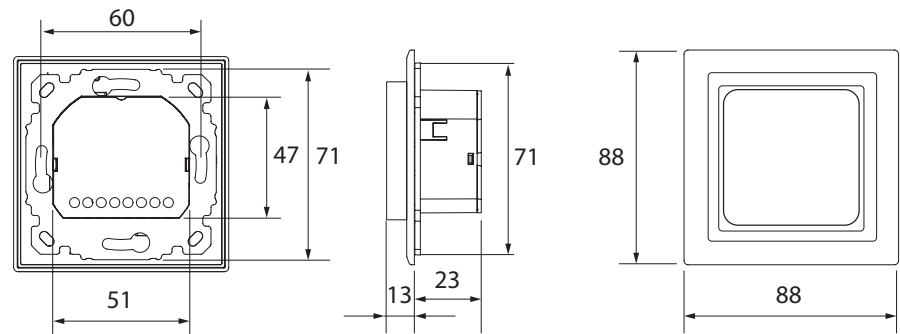
Dimensions



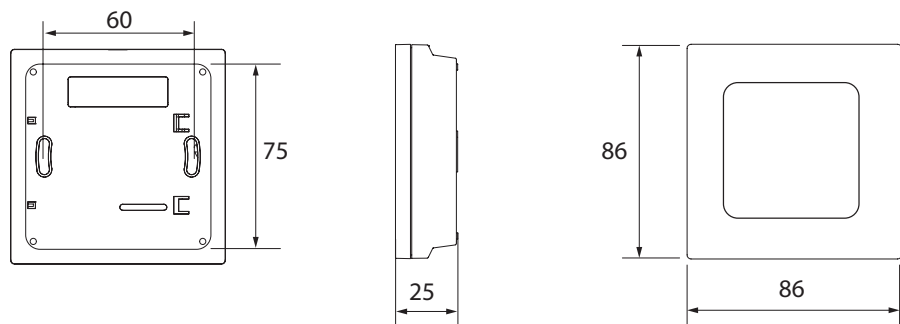
Danfoss *Icon*™ Display 088U1010



Danfoss *Icon*™ Display 088U1011



Danfoss *Icon*™ Display 088U1012
(incl. Feller EDIZIODue frame and adapter)



Danfoss *Icon*™ Display 088U1015

Danfoss Ltd.
 Ampthill Road
 Bedford MK42 9ER
 Tel: 01234 364621
 Fax: 01234 219705
 Email: ukheating@danfoss.com
 Website: www.heating.danfoss.co.uk

Danfoss can accept no responsibility for possible errors in catalogues, brochures and other printed material. Danfoss reserves the right to alter its products without notice. This also applies to products already on order provided that such alterations can be made without consequential changes being necessary in specifications already agreed. All trademarks in this material are property of the respective companies. Danfoss and the Danfoss logotype are trademarks of Danfoss A/S. All rights reserved.